

Key Figures

Consolidated income statement


in TCHF	1.1.–30.6.2019	1.1.–30.6.2018
Net sales	122 567	232 328
Operating income after costs of products and services	63 099	120 064
in % of net sales	51.5%	51.7%
EBITDA	–13 159	29 241
in % of net sales	–10.7%	12.6%
EBIT	–21 140	14 881
in % of net sales	–17.2%	6.4%
Net result	1 783	8 292

Consolidated balance sheet

in TCHF	30.6.2019	31.12.2018
Total assets	350 314	349 153
Current assets	176 942	226 669
Non-current assets	173 372	122 485
Current liabilities	86 531	108 747
Non-current liabilities	43 734	58 695
Equity	220 049	181 711
Equity ratio	62.8%	52.0%

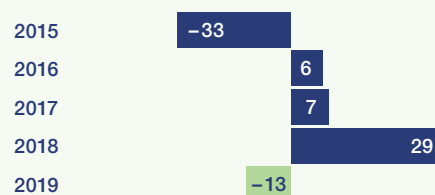
Net sales

1st Half-Year in CHF million



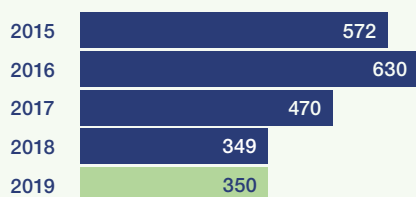
EBITDA

1st Half-Year in CHF million



Total assets

as of 31.12. resp. 30.6.2019 in CHF million



Equity

as of 31.12. resp. 30.6.2019 in CHF million

